

# Performance Measurements

Via Power BI

February 2022

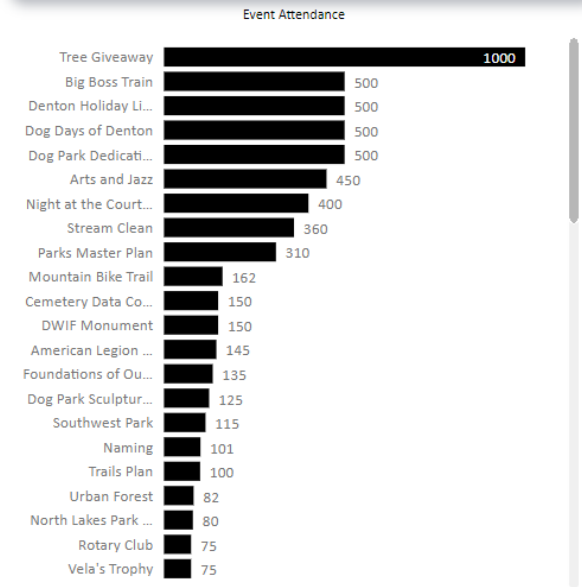
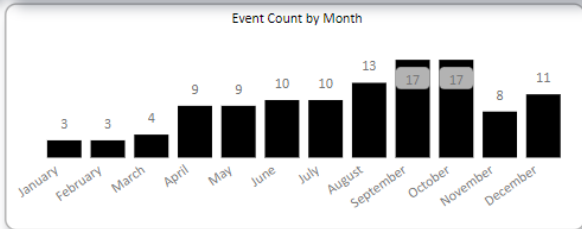
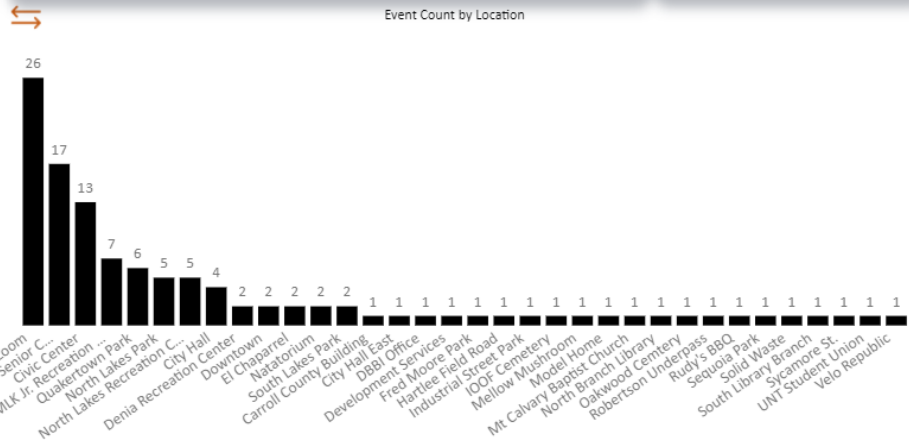
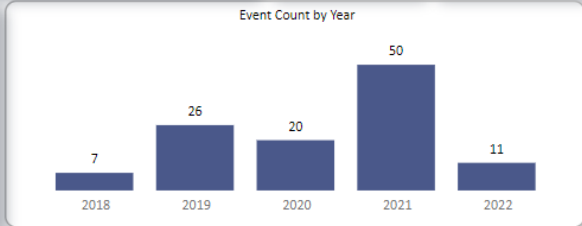
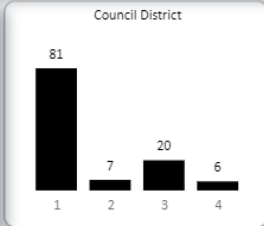
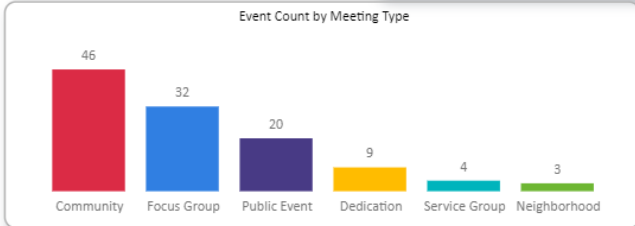
# Parks & Recreation Outreach



Location

114  
Total Event

7196  
Total Attendance



Date	Type	Event	Location	Attendance
12/21/2022	Focus Group	Senior Center Advisory Council	Senior Center	
11/16/2022	Focus Group	Senior Center Advisory Council	Senior Center	
10/19/2022	Focus Group	Senior Center Advisory Council	Senior Center	
9/21/2022	Focus Group	Senior Center Advisory Council	Senior Center	
7/20/2022	Focus Group	Senior Center Advisory Council	Senior Center	
6/15/2022	Focus Group	Senior Center Advisory Council	Senior Center	
5/18/2022	Focus Group	Senior Center Advisory Council	Senior Center	
4/20/2022	Focus Group	Senior Center Advisory Council	Senior Center	
3/16/2022	Focus Group	Senior Center Advisory Council	Senior Center	
2/16/2022	Focus Group	Senior Center Advisory Council	Senior Center	
1/19/2022	Focus Group	Senior Center Advisory Council	Senior Center	
12/16/2021	Dedication	American Legion Hall	Fred Moore Park	145
12/15/2021	Community	SEDNA Meetine	Mt Calvary Baptist Church	20



# Parks & Recreation Friday Report

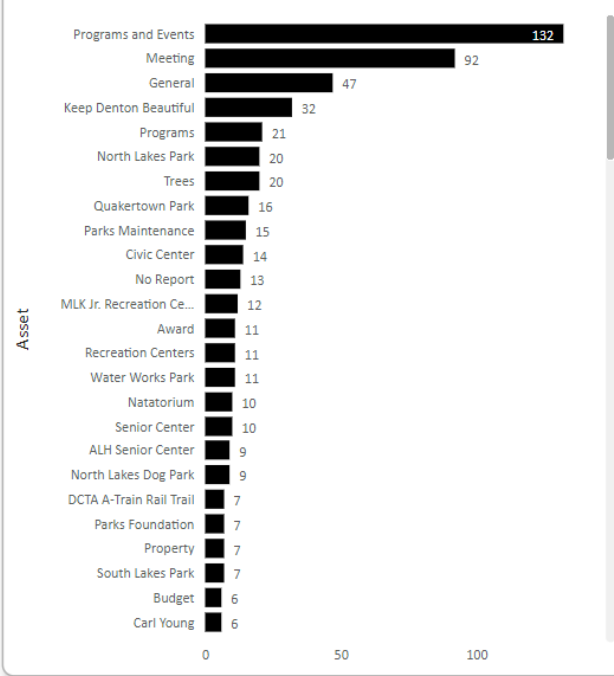
722

Article Count

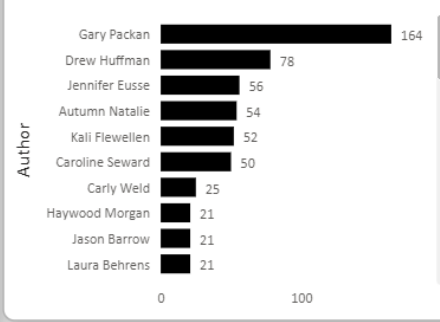
7/20/2018

12/3/2021

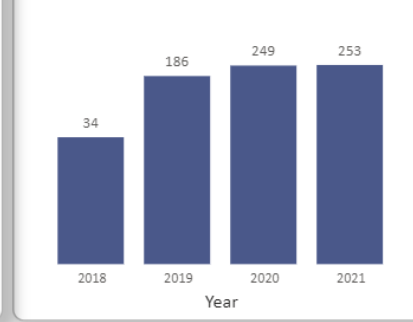
Count of Articles by Asset



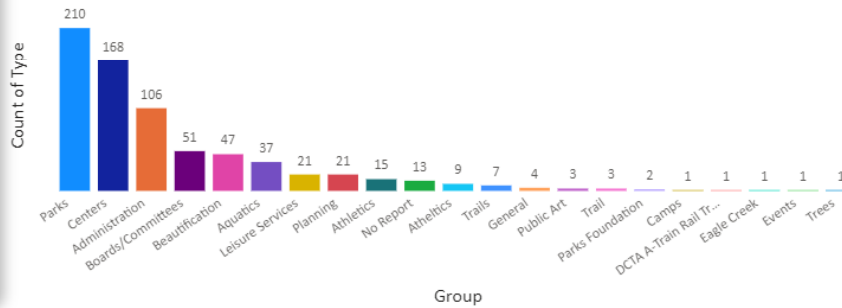
Count of Articles by Author



Count of Article by Year



Count of Articles by Group



Date	Type	Group	Asset	Title	Author	Link
7/20/2018	Article	Aquatics	General	Additional Splash Park Locations	Gary Packan	
7/27/2018	Article	No Report	No Report	No Report	No Report	
8/3/2018	Article	Athletics	North Lakes Park	Public Input Meeting on New Tennis Center	Gary Packan	
8/3/2018	Article	Centers	MLK Jr. Recreation Center	Martin Luther King, Jr. Recreation Center Wi-Fi Service	Gary Packan	
8/3/2018	Article	Parks	North Lakes Park	Public Input Meeting on Dog Park	Gary Packan	
8/10/2018	Article	Centers	General	Denton Teen Council	Jennifer Eusse	
8/17/2018	Article	Beautification	Keep Denton Beautiful	Bell St./Sherman Dr. Traffic Signal and Mural	Julie Anderson	
8/24/2018	Article	No Report	No Report	No Report	No Report	
8/31/2018	Article	Parks	North Lakes Dog Park	North Lakes Dog Park Public Meeting	Gary Packan	
9/7/2018	Article	Centers	Quakertown Park	Gas Line at Martin Luther King, Jr. Recreation Center	Gary Packan	
9/7/2018	Article	Parks	Budget	Parks and Recreation Green Ribbon Grant	Gary Packan	
9/7/2018	Article	Parks	Sequoia Park	Trail Loop Completed at Sequoia Park	Drew Huffman	
9/14/2018	Article	Centers	MLK Jr. Recreation Center	Update on Gas Line at Martin Luther King, Jr. Recreation Center	Gary Packan	
9/14/2018	Article	Parks	Quakertown Park	Weekend Parking Limitations at Quakertown Park	Gary Packan	



# Parks & Recreation Athletics Adult



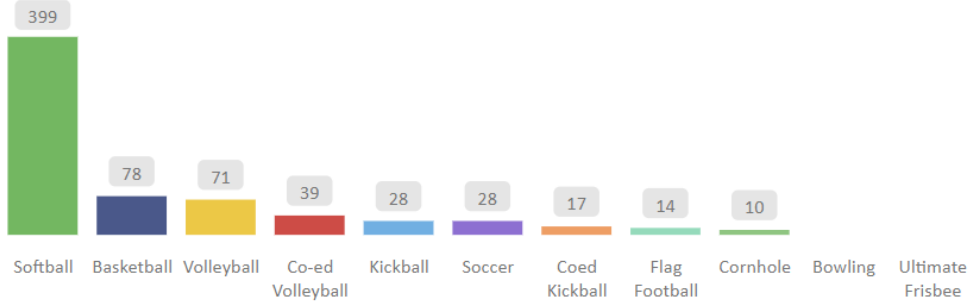
684

Total Teams

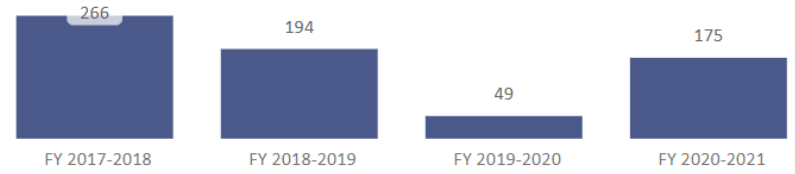
\$209,363

Revenue

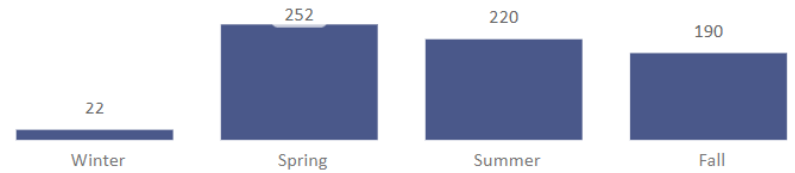
Total Teams by Program



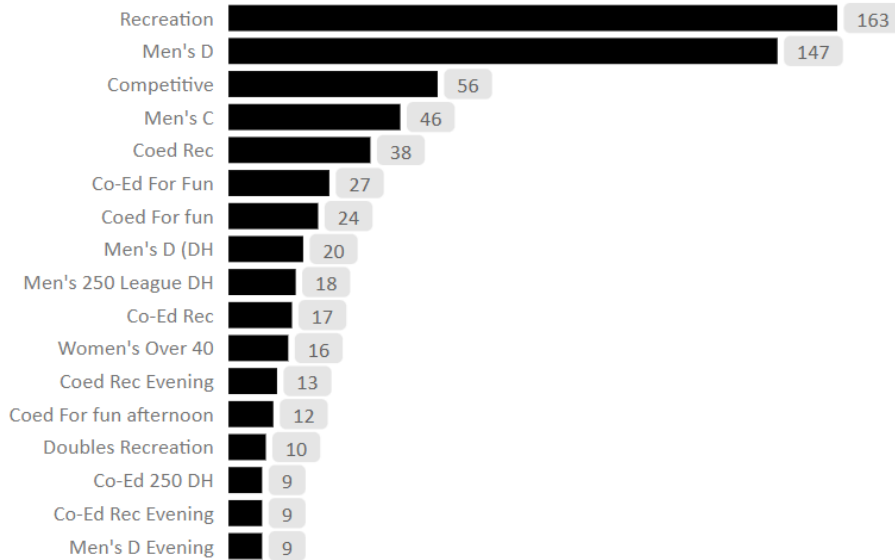
Total Teams by Year



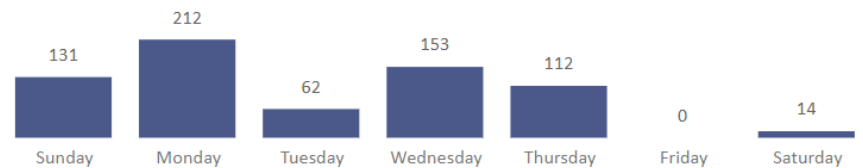
Total Teams by Season



Total Teams by Division



Total Teams by Day Offered



Fiscal Year	Class Type	Program	Season	Day Offered	Division	Total Teams	Revenue
FY 2017-2018	League	Basketball	Spring	Wednesday	Recreation	8	\$2,670
FY 2017-2018	League	Basketball	Summer	Wednesday	Recreation	7	\$2,285
FY 2017-2018	League	Basketball	Fall	Wednesday	Recreation	9	\$2,935
FY 2017-2018	League	Flag Football	Spring	Saturday	Recreation	6	\$2,815



# Parks & Recreation Athletics Youth



## 7,612

Total Players

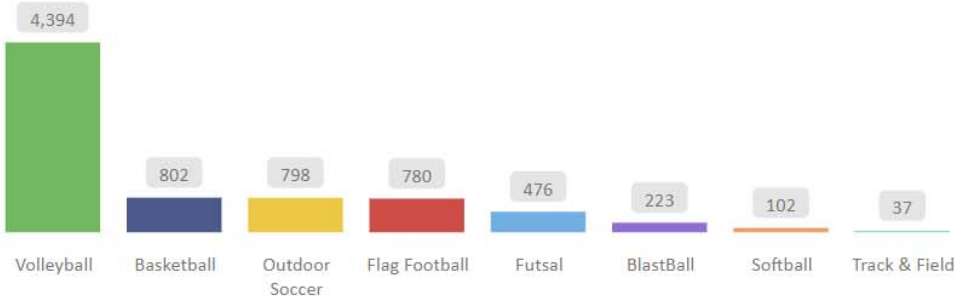
## 1,176

Total Teams

## \$454,569

Revenue

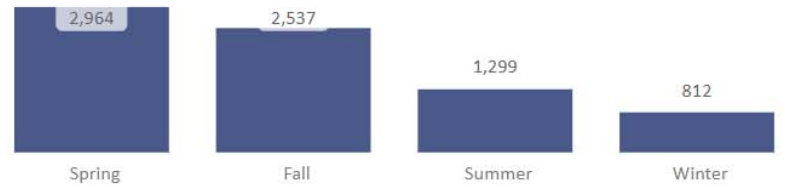
Total Players by Program



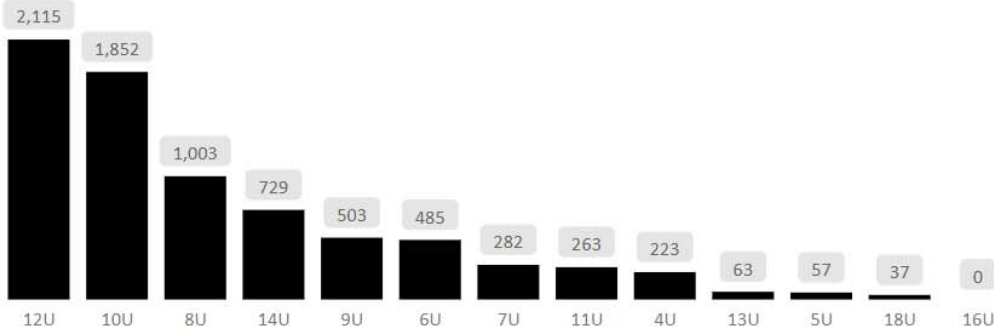
Total Players by Year



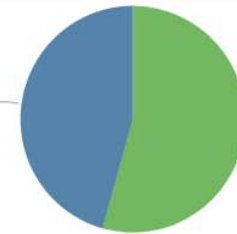
Total Players by Season



Total Players by Division



Team Registration  
3,475 (45.65%)



Individual Registration  
4,137 (54.35%)

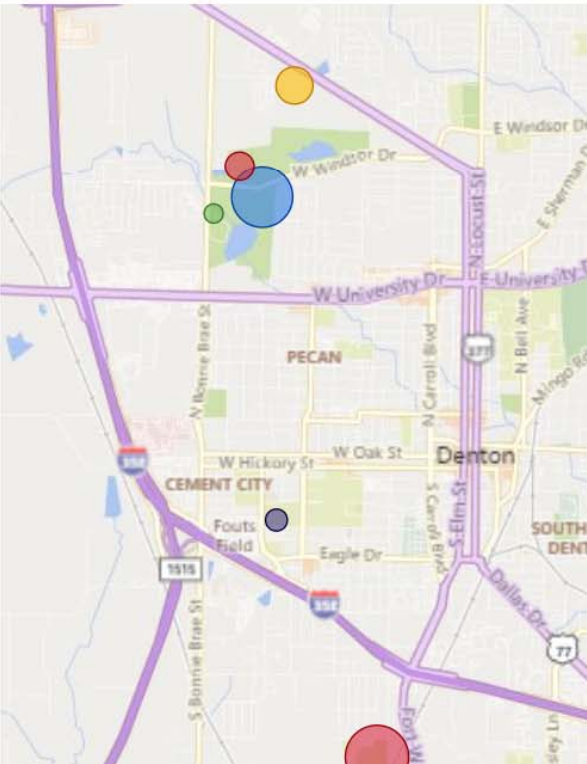
Fiscal Year	Class Type	Program	Registration	Season	Age Division	Total Teams	Total Players	Revenue	Notes
FY 2017-2018	League	Basketball	Individual Registration	Summer	10U	4	33	\$2,615	Ages 8-10
FY 2017-2018	League	Basketball	Individual Registration	Summer	12U	0	0	\$0	Ages 11-12
FY 2017-2018	League	Basketball	Individual Registration	Summer	7U	3	21	\$1,730	Ages 5-7
FY 2017-2018	League	Basketball	Individual Registration	Summer	8U	0	0	\$0	Ages 7-8



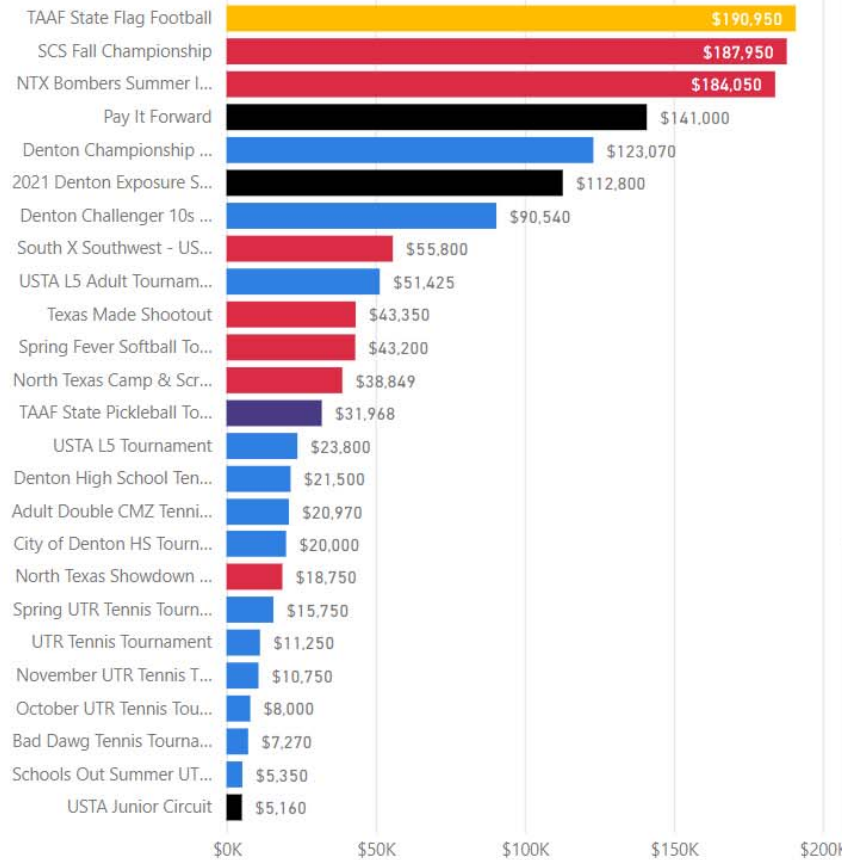
# Parks & Recreation Sports Tourism



Economic Impact by Sport



Economic Impact by Event



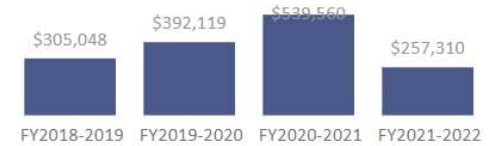
Economic Impact by Promotor



**\$1,494,037**

Economic Impact

Economic Impact by Fiscal Year



Economic Impact by Month



Economic Impact by Quarter



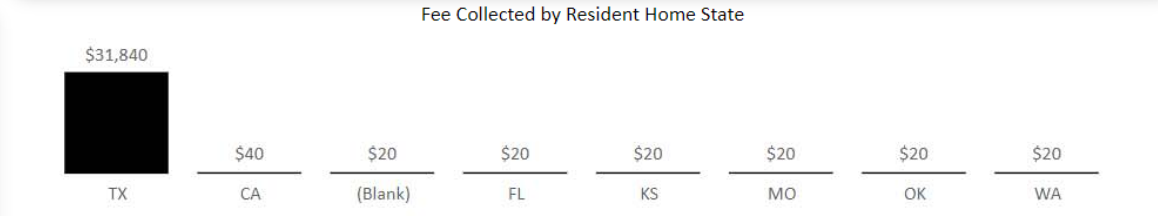
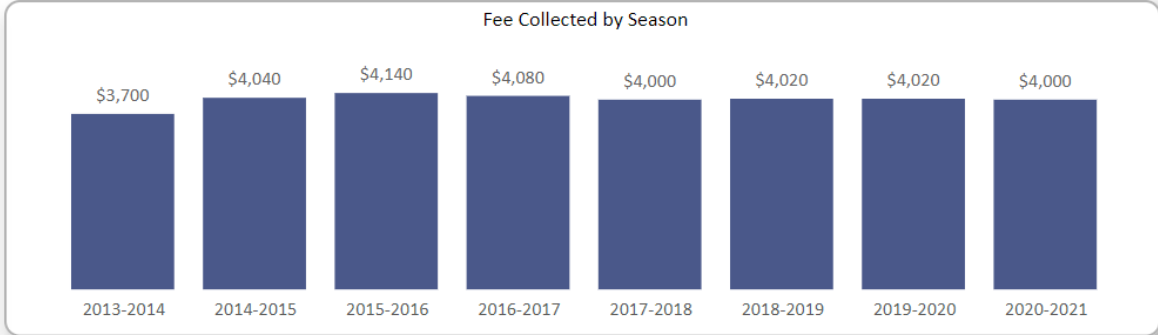
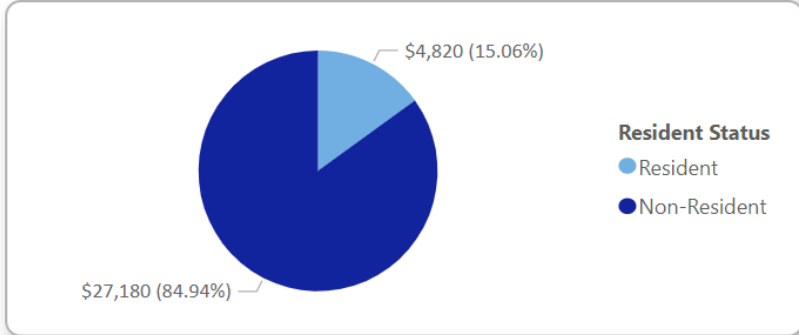


# Parks & Recreation Clear Creek Hunting Permits

**1,600**  
Total Permit Count

**\$32,000**  
Total Fee Collected

241 Resident Count      1,359 Non-Resident Count



Season	Fee	Sale Date	Permit #	City	State	Zip Code	Resident
2013-2014	\$40	8/26/2013	6	Denton	TX	76201	Yes
2014-2015	\$40	8/25/2014	37	Denton	TX	76201	Yes
2013-2014	\$20	8/26/2013	1	Krugerville	TX	76227	No
2013-2014	\$20	8/26/2013	2	Denton	TX	76210	Yes
2013-2014	\$20	8/26/2013	3	Krum	TX	76249	No
2013-2014	\$20	8/26/2013	4	Carrollton	TX	75007	No
2013-2014	\$20	8/26/2013	5	Flower Mound	TX	75028	No
2013-2014	\$20	8/26/2013	7	Fort Worth	TX	76137	No
2013-2014	\$20	8/26/2013	8	Fort Worth	TX	76137	No



# Center Performance

## Programs



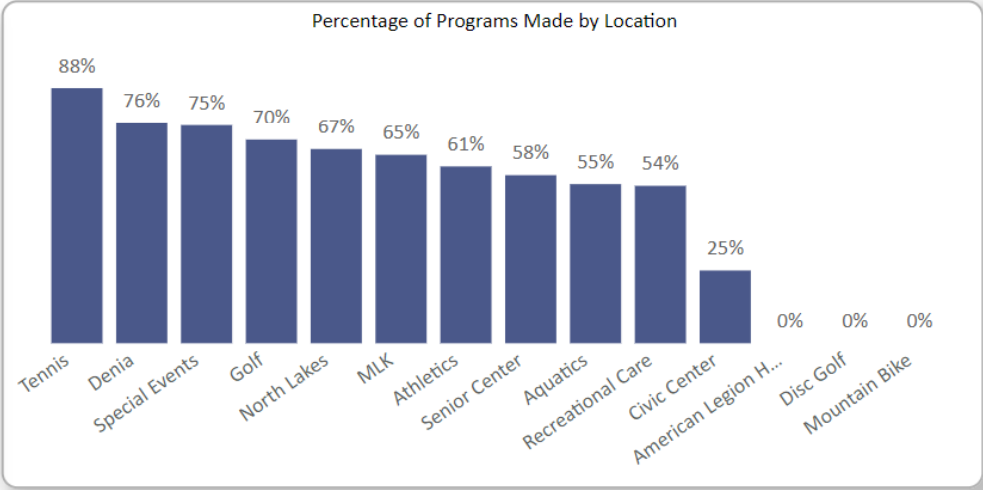
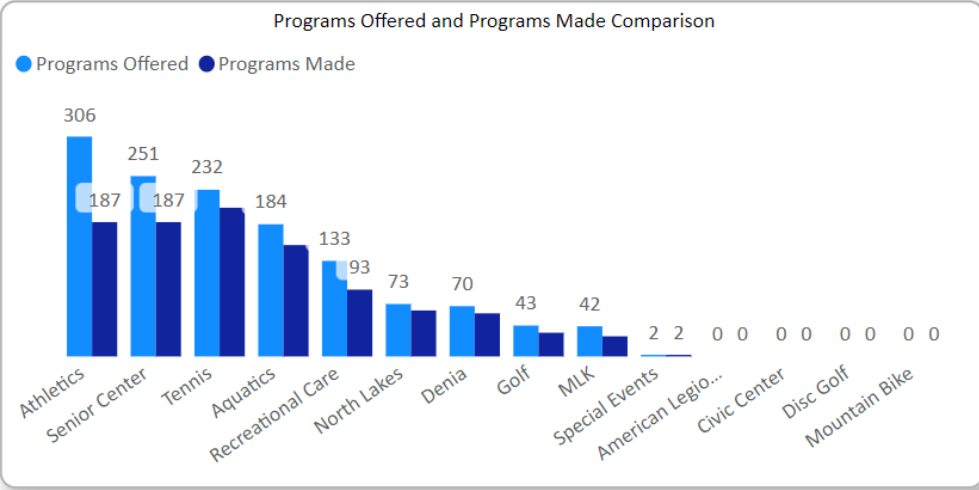
1,336  
Total Programs Offered

1,016  
Total Programs Made

76%  
Total % Programs Made

Fiscal Year ----->	2020-2021		
Quarter	Programs Offered	Programs Made	% of Programs Made
Q1 (October - December)	202	141	37%
Q2 (January - March)	206	131	53%
Q3 (April - June)	510	419	55%
Q4 (July - September)	418	325	73%
<b>Total</b>	<b>1,336</b>	<b>1,016</b>	

Fiscal Year	Programs Offered	Programs Made	% of Programs Made
2020-2021	1,336	1,016	76%
<b>Total</b>	<b>1,336</b>	<b>1,016</b>	<b>76%</b>



Location	Reporting Quarter	Reporting Fiscal Year	Events Held	Programs Offered	Programs Made	% Programs Made	Evaluation Counts	Avg Evaluation Rating	Facility Utilization
American Legion Hall (ALH)	Q1 (October - December)	2020-2021	0	0	0	0%	0	0	0
American Legion Hall (ALH)	Q2 (January - March)	2020-2021	0	0	0	0%	0	0	0
American Legion Hall (ALH)	Q3 (April - June)	2020-2021	0	0	0	0%	0	0	0
American Legion Hall (ALH)	Q4 (July - September)	2020-2021	0	0	0	0%	0	0	0
Aquatics	Q1 (October - December)	2020-2021	0	0	0	0%	0	0	2,674
Aquatics	Q2 (January - March)	2020-2021	0	9	7	78%	8	5	9,306

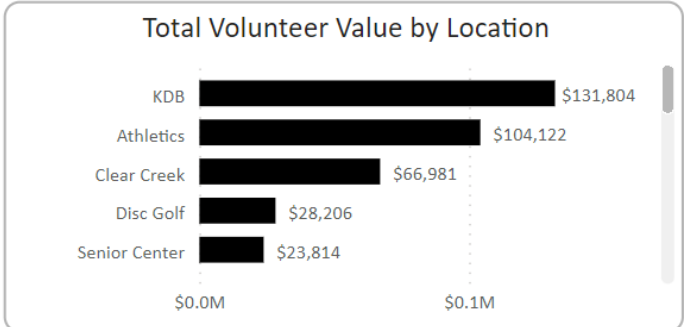
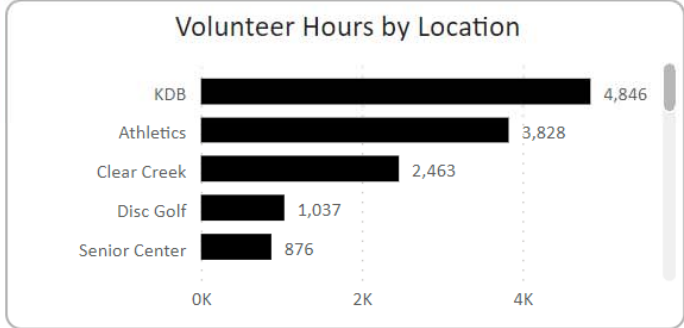
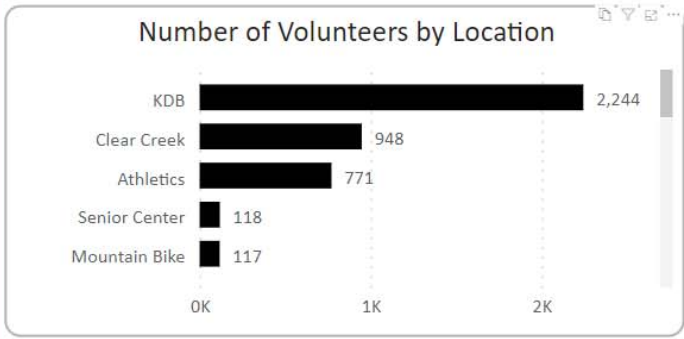


# Parks & Recreation Volunteer Tracker

**4,630**  
Number of Volunteers

**14,928**  
Volunteer Hours

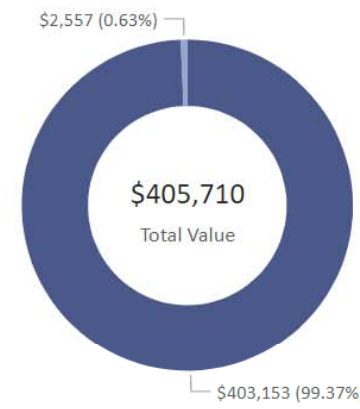
**\$405,710**  
Total Volunteer Value



Volunteer Hours by Fiscal Year



Total Volunteer Value by Fiscal Year



Location	Reporting Quarter	Reporting Fiscal Year	Number of Volunteers	Volunteer Hours	Total Volunteer Value
ALH Advisory Board	Q1 (October - December)	2021-2022	5	3	\$68
ALH Advisory Board	Q2 (January - March)	2020-2021	1	1	\$27
ALH Advisory Board	Q3 (April - June)	2020-2021	2	3	\$68
ALH Advisory Board	Q4 (July - September)	2020-2021	6	9	\$245
American Legion Hall (ALH)	Q1 (October - December)	2020-2021	14	300	\$8,160
American Legion Hall (ALH)	Q2 (January - March)	2020-2021	14	300	\$8,160
American Legion Hall (ALH)	Q3 (April - June)	2020-2021	0	0	\$0
American Legion Hall (ALH)	Q4 (July - September)	2020-2021	0	0	\$0
Aquatics	Q1 (October - December)	2020-2021	0	0	\$0
Aquatics	Q2 (January - March)	2020-2021	0	0	\$0
Aquatics	Q3 (April - June)	2020-2021	0	0	\$0
Aquatics	Q4 (July - September)	2020-2021	0	0	\$0
Athletics	Q1 (October - December)	2020-2021	528	777	\$21,134
<b>Total</b>			<b>4,630</b>	<b>14,928</b>	<b>\$405,710</b>



# Parks & Recreation

## KDB and Clear Creek Performance

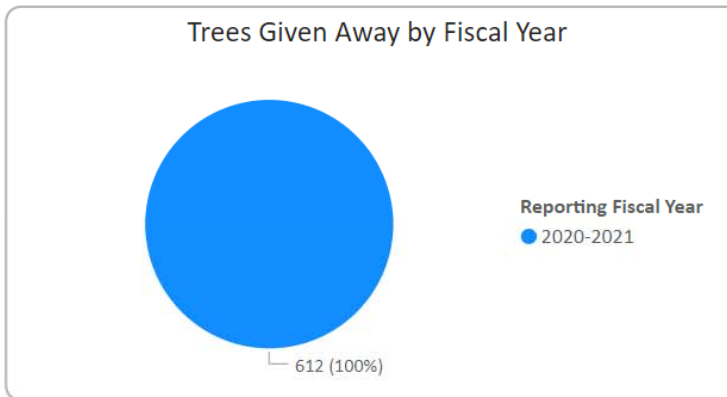
Location	Quarter	Fiscal Year	Trees Given Away	Tree Rebates Processed	Trees Planted	Beautification Work Days	Events	KDB Programs/Activities	Litter Cleanups	Pounds of Litter Collected	Community Presentations	Educational Programs
Clear Creek	Q1 (October - December)	2020-2021			0	25	0				0	0
KDB	Q1 (October - December)	2020-2021	612	11	0		1	4	57	7,973	1	0
Clear Creek	Q2 (January - March)	2020-2021			0	46	0				0	0
KDB	Q2 (January - March)	2020-2021	0	6	0		1	6	19	11,051	2	3
<b>Total</b>			<b>612</b>	<b>36</b>	<b>0</b>	<b>167</b>	<b>7</b>	<b>23</b>	<b>189</b>	<b>25,099</b>	<b>5</b>	<b>12</b>

**612**  
Trees Given Away

**36**  
Tree Rebates Processed

**0**  
Trees Planted

**167**  
Beautification Work Days



**189**  
Litter Cleanups

**25,099**  
Pounds of Litter Collected

**5**  
Community Presentations

**12**  
Educational Programs

